



**VOLLEYBALL FEDERATION OF INDIA**  
26th Youth National Volleyball Championship for Men and Women  
VENUE: Biju pattanaik Multipurpose Indoor stadium, KIIT  
Campus -13, Bhubaneswar, Odisha



**BRONZE MEDAL MATCHE (WOMEN)**

**Date:20th March ,2026**

**Day 6 Results**

Match No	Group	Team	Beat	Team	Set Score	Set 1	Set 2	Set 3	Set 4	Set 5	Total	Duration (Min)
F-79	H/L	Haryana	Bt.	Odisha	3-2	25-15	17-25	25-23	20-25	15-11	102-99	153
1 <sup>st</sup> Referee :MS. M. Pavithra (T.N)				2 <sup>nd</sup> Referee: MS. Jhulan Saha (W.B)				Scorer : Rakesh Tripathi (U.P)				

**GOLD MEDAL MATCHE (WOMEN)**

Match No	Group	Team	Beat	Team	Set Score	Set 1	Set 2	Set 3	Set 4	Set 5	Total	Duration (Min)
F-80	FINAL	Kerala	Bt.	Tamil Nadu	3-0	25-16	25-19	25-14	-	-	75-49	73
1 <sup>st</sup> Referee: Charu Chandra Nayak (ODI)				2 <sup>nd</sup> Referee Mr M. Srinivasa Reddy (Tel)				Scorer: Mr. Ankesh Kumar (ODI)				

**BRONZE MEDAL MATCHE (MEN)**

**Date:20th March ,2026**

**Day 6 Results**

Match No	Group	Team	Beat	Team	Set Score	Set 1	Set 2	Set 3	Set 4	Set 5	Total	Duration (Min)
85	H/L	Odisha	Bt.	Delhi	3-1	25-16	25-16	19-25	26-24	-	95-83	104
1 <sup>st</sup> Referee : Mr. Lalchand (Raj)				2 <sup>nd</sup> Referee : Mr. B Orasada Rao (A.P)				Scorer : Mr. M. Srinivasa Reddy (Tel)				

**GOLD MEDAL MATCHE (MEN)**

Match No	Group	Team	Beat	Team	Set Score	Set 1	Set 2	Set 3	Set 4	Set 5	Total	Duration (Min)
M-86	FINAL	Punjab	Bt.	S.A.I	3-2	21-25	21-25	25-15	25-22	15-13	107 - 100	145
1 <sup>st</sup> Referee: Mr. Lalchand (Raj)				2 <sup>nd</sup> Referee Mr. Ranjith k (KER)				Scorer: Mr. Satyajeet Behera (ODI)				





# VOLLEYBALL FEDERATION OF INDIA

26th YOUTH NATIONAL VOLLEYBALL CHAMPIONSHIPS. For Men & Women

KIIT UNIVERSITY, Bhubaneswar, Odisha.

15th - 20th March, 2026.



## ROUND ROBIN LEAGUE MATCHES - RESULTS - MEN

### POOL-A (MEN)


M #	GROUP	TEAMS			SET	RESULT PER SET (POINTS)					TOTAL POINTS	TIME
						1	2	3	4	5		
M 10	A	Gujrat	Bt	H. P	3-0	25-15	25-14	25-16	-	-	75-45	70
M 11	A	SAI	Bt	M.P	3-0	25-10	25-23	25-17	-	-	75-50	75
M 12	A	T. N	Bt	Maharashtra	3-0	25-08	25-17	25-12	-	-	75-37	63
M 22	A	SAI	Bt	Gujrat	3-2	21-25	25-22	16-25	25-19	15-11	102-102	138
M 23	A	T. N	Bt	H. P	3-0	25-15	25-23	25-17	-	-	75-55	76
M 24	A	M.P	Bt	Maharashtra	3-0	25-20	25-13	30-28	-	-	80-61	80
M 34	A	T. N	Bt	Gujrat	3-1	25-22	27-25	20-25	25-15	-	97-87	115
M 35	A	SAI	Bt	Maharashtra	3-0	25-23	25-11	25-13	-	-	75-47	63
M 36	A	H. P	Bt	M.P	3-1	23-25	25-17	25-19	25-21	-	98-82	90
M 46	A	Gujarat	Bt	Maharashtra	3-0	25-18	25-17	25-14	-	-	49	70
M 47	A	Tamil Nadu	Bt	M. P	3-0	25-16	25-12	25-16	-	-	75-44	60
M 48	A	SAI	Bt	H. P	3-0	25-17	27-25	25-20	-	-	62	85
M 58	A	Gujarat	Bt	M.P	3-0	25-16	25-17	25-18	-	-	75-51	66
M 59	A	H. P	Bt	Maharashtra	3-0	28-26	25-17	28-26	-	-	81-69	85
M 60	A	SAI	Bt	T. N	3-0	25-15	26-24	25-21	-	-	76-60	89

### TEAMS RANKING - POOL A

RANK	TEAM	MATCHES			RESULTS DETAILS						SETS			POINTS			
		P	W	L	3-0	3-1	3-2	2-3	1-3	0-3	Points	W	L	Ratio	W	L	Ratio
1Q	SPORTS AUTHORITY OF INDIA	5	5	0	4	0	1	0	0	0	14	15	2	MAX	405	321	1.261
2Q	TAMILNADU	5	4	1	3	1	0	0	0	1	12	15	4	3.750	382	299	1.278
3	GUJARAT	5	3	2	3	0	1	1	1	0	10	12	6	2.000	384	344	1.116
4	HIMACHAL PRADESH	5	2	3	1	1	0	0	0	3	6	6	10	0.600	341	378	0.902
5	MADHYA PRADESH	5	1	4	1	0	0	0	1	3	3	4	12	0.333	307	384	0.799
6	MAHARASHTRA	5	0	5	0	0	0	0	0	5	0	0	15	MIN	263	386	0.681

Q=QUALIFIED FOR QUARTER FINALS





**VOLLEYBALL FEDERATION OF INDIA**  
**26th YOUTH NATIONAL VOLLEYBALL CHAMPIONSHIPS. For Men & Women**  
**KIIT UNIVERSITY, Bhubaneswar, Odisha.**  
**15th - 20th March, 2026.**



**POOL-B (MEN)**

M #	GROUP	TEAMS			SET	RESULT PER SET (POINTS)					TOTAL POINTS	TIME
						1	2	3	4	5		
M 07	B	Haryana	Bt	Chhattisgarh	3-0	25-21	25-21	25-22	-	-	75-64	78
M 08	B	A. P	Bt	Assam	3-0	25-24	25-12	25-19	-	-	75-44	69
M 09	B	Odisha	Bt	Uttarakhand	3-0	25-20	25-20	25-23	-	-	75-63	78
M 19	B	W. B	Bt	Assam	3-0	25-14	25-21	25-21	-	-	75-56	80
M 20	B	Odisha	Bt	Haryana	3-2	25-18	28-26	22-25	17-25	16-14	108-108	175
M 21	B	A. P	Bt	Uttarakhand	3-2	21-25	23-25	25-14	25-10	15-09	109-83	110
M 31	B	Odisha	Bt	Chhattisgarh	3-0	25-10	25-13	25-16	-	-	75-38	60
M 32	B	Uttarakhand	Bt	West Bengal	3-0	27-25	25-17	25-22	-	-	77-64	84
M 33	B	Haryana	Bt	A. P	3-0	28-26	25-15	25-21	-	-	78-62	80
M 43	B	Uttarakhand	Bt	Assam	3-1	25-27	25-21	25-22	25-17	-	100-87	99
M 44	B	A. P	Bt	Chhattisgarh	3-0	25-17	25-22	25-21	-	-	60	75
M 45	B	Haryana	Bt	W. B	3-0	25-15	25-17	25-18	-	-	50	75
M 55	B	Odisha	Bt	A. P	3-1	25-17	25-21	21-25	26-24	-	97-87	110
M 56	B	Haryana	Bt	Assam	1	25-20	23-25	25-17	25-06	-	98-68	95
M 57	B	W. B	Bt	Chhattisgarh	3-0	25-20	25-18	25-18	-	-	75-56	80
M 67	B	Haryana	Bt	Uttarakhand	3-0	25-20	25-17	25-13	-	-	75-50	62
M 68	B	Odisha	Bt	West Bengal	3-1	23-25	25-11	25-21	25-18	-	98-75	110
M 69	B	Chhattisgarh	Bt	Assam	3-0	25-23	25-17	25-18	-	-	75-58	72
M 76	B	A. P	Bt	W. B	3-0	25-20	25-21	25-17	-	-	58	70
M 77	B	Uttarakhand	Bt	Chhattisgarh	3-1	31-29	22-25	25-18	25-23	-	103-95	115
M 78	B	Odisha	Bt	Assam	3-0	25-17	25-15	25-14	-	-	75-46	66

**TEAMS RANKING - POOL B**

RANK	TEAM	MATCHES			RESULTS DETAILS						SETS			POINTS			
		P	W	L	3-0	3-1	3-2	2-3	1-3	0-3	Points	W	L	Ratio	W	L	Ratio
<b>1Q</b>	<b>ODISHA</b>	6	6	0	3	2	1	0	0	0	17	18	4	<b>MAX</b>	528	417	<b>1.266</b>
<b>2Q</b>	<b>HARYANA</b>	6	5	1	4	1	0	1	0	0	16	17	4	<b>4.250</b>	509	402	<b>1.266</b>
3	ANDHRA PRADESH	6	4	2	3	0	1	0	1	1	11	13	8	<b>1.625</b>	279	273	<b>1.022</b>
4	UTTRAKHAND	6	3	3	1	2	0	1	0	2	10	11	11	1.000	476	505	<b>0.942</b>
5	WEST BENGAL	6	2	4	2	0	0	0	1	3	06	7	12	<b>0.583</b>	397	433	<b>0.917</b>
6	CHHATTISHGARH	6	1	5	1	0	0	0	1	4	03	4	15	<b>0.266</b>	388	401	<b>0.967</b>
7	ASSAM	6	0	6	0	0	0	0	2	4	00	2	18	<b>MIN</b>	362	498	<b>0.727</b>

**Q=QUALIFIED FOR QUARTER FINALS**





**VOLLEYBALL FEDERATION OF INDIA**  
**26th YOUTH NATIONAL VOLLEYBALL CHAMPIONSHIPS. For Men & Women**  
**KIIT UNIVERSITY, Bhubaneswar, Odisha.**  
**15th - 20th March, 2026.**



**POOL-C (MEN)**

M #	GROUP	TEAMS			SET	RESULT PER SET (POINTS)					TOTAL POINTS	TIME
						1	2	3	4	5		
M 04	C	Jharkhand	Bt	Karnataka	3-2	17-25	25-18	24-26	25-23	20-18	111-110	144
M 05	C	Punjab	Bt	Delhi	3-2	25-23	18-25	25-22	20-25	15-11	103-106	140
M 06	C	Kerala	Bt	Pondichery	3-2	19-25	25-23	25-10	20-25	15-11	104-94	135
M 16	C	Delhi	Bt	Chandigarh	3-2	29-27	25-23	25-27	20-25	15-10	114-112	142
M 17	C	Kerala	Bt	Karnataka	3-1	26-24	22-25	25-21	25-20	-	98-90	117
M 18	C	Punjab	Bt	Puducherry	3-0	25-17	25-17	25-18	-	-	75-52	69
M 28	C	Jharkhand	Bt.	Kerala	3-1	18-25	25-23	25-23	36-34	-	104-105	132
M-29	C	Pondicherry	Bt.	Chandigarh	3-0	25-20	25-19	25-15	-	-	75-54	71
M 30	C	Punjab	Bt.	Karnataka	3-1	25-23	24-26	25-22	25-21	-	99-92	130
M 40	C	Delhi	Bt.	Pondicherry	3-0	25-17	25-20	25-19	-	-	75-56	70
M 41	C	Punjab	Bt.	Jharkhand	3-0	25-16	25-21	25-19	-	-	75-56	120
M 42	C	Chandigarh	Bt.	Karnataka	3-2	18-25	25-21	16-25	25-22	15-09	102-99	147
M-52	C	Punjab	Bt	Kerla	3-1	25-17	25-19	25-27	25-16	-	101-81	110
M 53	C	Delhi	Bt.	Karnataka	3-0	25-17	25-20	25-22	-	-	75-59	75
M 54	C	Jharkhand	Bt.	Chandigarh	3-1	29-27	33-31	23-25	25-19	-	110-102	135
M 64	C	Karnataka	Bt.	Pondicherry	3-0	25-18	25-20	26-24	-	-	76-62	110
M 65	C	Kerala	Bt.	Chandigarh	3-1	25-23	18-25	25-18	25-13	-	93-70	101
M 66	C	Delhi	Bt.	Jharkhand	3-0	25-20	25-21	25-22	-	-	75-63	85
M 73	C	Punjab	Bt.	Chandigarh	3-1	25-22	25-18	20-25	25-17	-	95-82	114
M 74	C	Jharkhand	Bt	Pondicherry	3-2	19-25	25-22	25-18	18-25	15-13	102/103	125
M 75	C	Delhi	Bt.	Kerala	3-1	25-19	25-19	22-25	25-17	-	97-80	100

**TEAMS RANKING - POOL C**

RANK	TEAM	MATCHES			RESULTS DETAILS						SETS			POINTS			
		P	W	L	3-0	3-1	3-2	2-3	1-3	0-3	Points	W	L	Ratio	W	L	Ratio
<b>1Q</b>	<b>PUNJAB</b>	6	6	0	2	3	1	0	0	0	<b>17</b>	18	5	<b>3.600</b>	547	469	<b>1.166</b>
<b>2Q</b>	<b>DELHI</b>	6	5	1	3	1	1	0	1	0	<b>15</b>	16	4	<b>4.000</b>	542	473	<b>1.146</b>
3	JHARKHAND	6	4	2	0	2	2	0	0	2	<b>10</b>	12	12	<b>1.000</b>	544	567	<b>0.959</b>
4	KERALA	6	3	3	0	2	1	0	3	0	<b>08</b>	12	13	<b>0.923</b>	561	564	<b>0.995</b>
5	KARNATAKA	6	1	5	1	0	0	2	2	1	<b>05</b>	9	15	<b>0.600</b>	529	544	<b>0.972</b>
6	PONDICHERRY	6	1	5	1	0	0	1	1	3	<b>05</b>	6	15	<b>0.400</b>	439	484	<b>0.907</b>
7	CHANDIGARH	6	1	5	0	0	1	1	3	1	<b>03</b>	8	17	<b>0.470</b>	528	589	<b>0.896</b>

**Q = QUALIFIED FOR QUARTER FINALS**



# VOLLEYBALL FEDERATION OF INDIA

26th YOUTH NATIONAL VOLLEYBALL CHAMPIONSHIPS. For Men & Women

KIIT UNIVERSITY, Bhubaneswar, Odisha.

15th - 20th March, 2026.



## POOL-D (MEN)

M #	GROUP	TEAMS			SET	RESULT PER SET (POINTS)					TOTAL POINTS	TIME
						1	2	3	4	5		
M 01	D	U. P	Bt	Telangana	3-0	25-18	25-15	25-16	--	-	75-49	65
M 02	D	Rajasthan	Bt	Bihar	3-0	25-20	25-15	25-22	-	-	75-57	66
M 03	D	Goa	Bt	J&K	3-2	26-28	25-19	17-25	25-20	15-13	1087-105	143
M 13	D	Bihar	Bt	DNH	3-0	25-13	25-16	25-15	-	-	75-44	65
M 14	D	U. P	Bt	J&K	3-0	25-19	25-20	25-21	-	-	75-60	80
M 15	D	Rajasthan	Bt	Goa	3-0	25-18	25-15	25-16	-	-	75-49	63
M 25	D	Telangana	Bt	J&K	3-0	25-15	25-21	25-22	-	-	75-58	70
M 26	D	Goa	Bt	DNH	3-0	25-8	25-22	25-14	-	-	44	57
M 27	D	U. P	Bt	Rajasthan	3-0	25-17	25-20	25-19	-	-	75-56	85
M 37	D	Bihar	Bt	Goa	3-0	25-18	25-17	30-28	-	-	80-63	71
M 38	D	Rajasthan	Bt	Telangana	3-0	25-21	25-18	25-14	-	-	75-53	69
M 39	D	U. P	Bt	DHN & DIU	3-0	25-11	25-09	25-07	-	-	75-28	52
M 49	D	Rajasthan	Bt	J&K	3-0	25-17	25-19	25-13	-	-	49	65
M 50	D	U. P	Bt	Bihar	3-1	25-15	25-22	16-25	25-19	-	91-81	89
M 51	D	TEL	Bt	A. P	3-0	25-19	25-22	25-19	-	-	75-56	60
M 61	D	U. P	Bt	Goa	3-0	25-13	25-15	25-12	-	-	75-40	55
M 62	D	J&K	Bt	D.N.H.	3-0	25-16	25-18	26-24	-	-	76-58	61
M 63	D	Bihar	Bt	Telangana	3-0	25-14	25-19	25-22	-	-	75-55	65
M 70	D	Rajasthan	Bt	D.N.H.	3-0	25-11	25-07	25-11	-	-	75-29	52
M 71	D	Goa	Bt	Telangana	3-0	25-17	25-20	25-22	-	-	75-59	70
M 72	D	Bihar	Bt	J&K	3-0	25-17	25-19	25-22	-	-	75-58	70

## TEAMS RANKING - POOL D

RANK	TEAM	MATCHES			RESULTS DETAILS						SETS			POINTS			
		P	W	L	3-0	3-1	3-2	2-3	1-3	0-3	Points	W	L	Ratio	W	L	Ratio
<b>1Q</b>	<b>UTTARPRADESH</b>	6	6	0	5	1	0	0	0	0	<b>18</b>	18	1	<b>MAX</b>	466	314	<b>1.484</b>
<b>2Q</b>	<b>RAJASTHAN</b>	6	5	1	5	0	0	0	0	1	<b>15</b>	15	3	<b>5.000</b>	431	304	<b>1.418</b>
3	BIHAR	6	4	2	4	0	0	0	1	1	<b>12</b>	13	6	<b>2.167</b>	443	386	<b>1.148</b>
4	GOA	6	3	3	2	0	1	0	0	3	<b>08</b>	8	11	<b>0.727</b>	410	438	<b>0.936</b>
5	TELANGANA	6	2	4	2	0	0	0	0	4	<b>06</b>	6	12	<b>0.500</b>	366	414	<b>0.884</b>
6	JAMMU & KASHMIR	6	1	5	1	0	0	0	0	4	<b>04</b>	5	15	<b>0.333</b>	406	466	<b>0.871</b>
7	DADRA NAGAR HAVELI, DAMAN & DIU	6	0	6	0	0	0	0	0	6	<b>00</b>	0	18	<b>MIN</b>	259	451	<b>0.574</b>

**Q = QUALIFIED FOR QUARTER FINALS**





**VOLLEYBALL FEDERATION OF INDIA**  
**26th YOUTH NATIONAL VOLLEYBALL CHAMPIONSHIPS. For Men & Women**  
**KIIT UNIVERSITY, Bhubaneswar, Odisha.**  
**15th - 20th March, 2026.**



**KNOCK OUT (ELIMINATION) MATCHES - RESULTS - (MEN)**

**QUARTER FINALS**

M #	DATE	TEAMS			SET	RESULT PER SET (POINTS)					TOTAL POINTS	TIME
						1	2	3	4	5		
M-79	19.03.26	SAI	Bt.	Haryana	3-2	21-25	26-24	25-23	26-28	15-10	113-110	1:65
M-80	19.03.26	Delhi	Bt.	U.P	3-0	25-18	25-21	25-23	-	-	75-62	1:22
M-81	19.03.26	Odisha	Bt.	Tamil Nadu	3-1	25-16	19-25	25-21	25-17	-	94-77	1:52
M-82	19.03.26	Punjab	Bt.	Rajasthan	3-1	20-25	25-18	25-14	25-20	-	95-77	1:20

**SEMI FINALS**

M #	DATE	TEAMS			SET	RESULT PER SET (POINTS)					TOTAL POINTS	TIME
						1	2	3	4	5		
M-83	19.03.26	SAI	Bt.	Delhi	3-0	25-20	25-20	25-22	-	-	75-62	84
M-84	19.03.26	Punjab	Bt.	Odisha	3-0	25-21	25-21	25-19	-	-	75-61	85

**BRONZE MEDAL MATCH**

M #	DATE	TEAMS			SET	RESULT PER SET (POINTS)					TOTAL POINTS	TIME
						1	2	3	4	5		
M 85	20.03.26	Odisha	Bt.	Delhi	3-1	25-16	25-16	19-25	26-24	-	95-83	104

**GOLD MEDAL MATCH**

M #	DATE	TEAMS			SET	RESULT PER SET (POINTS)					TOTAL POINTS	TIME
						1	2	3	4	5		
M 86	20.03.26	Punjab	Bt.	S.A.I	3-2	21-25	21-25	25-15	25-22	15-13	107 - 100	145

**FINAL STANDINGS (MEN)**

<u>POSITION</u>	<u>TEAMS</u>	<u>POSITION</u>	<u>TEAMS</u>
<b>GOLD</b>	<b>PUNJAB</b>	<b>FIFTH</b>	<b>RAJASTHAN</b>
<b>SILVER</b>	<b>SPORTS AUTHORITY OF INDIA</b>	<b>SIXTH</b>	<b>HARYANA</b>
<b>BRONZE</b>	<b>ODISHA</b>	<b>SEVENTH</b>	<b>TAMIL NADU</b>
<b>FOURTH</b>	<b>DELHI</b>	<b>EIGHTH</b>	<b>UTTAR PRADESH</b>





**VOLLEYBALL FEDERATION OF INDIA**  
**26th YOUTH NATIONAL VOLLEYBALL CHAMPIONSHIPS. For Men & Women**  
**KIIT UNIVERSITY, Bhubaneswar, Odisha.**  
**15th - 20th March, 2026.**



**ROUND ROBIN LEAGUE MATCHES - RESULTS - WOMEN**

**POOL - A**

M #	GROUP	TEAMS			SET	RESULT PER SET (POINTS)					TOTAL POINTS	TIME
						1	2	3	4	5		
F-10	A	W.B	Bt.	H. P	3-0	25-11	25-17	25-14	-	-	75-42	60
F 11	A	Chhattisgarh	Bt	Odisha	3-0	25-14	25-14	25-21	-	-	49	76
F 22	A	Odisha	Bt.	W. B	3-1	19-25	25-18	25-11	25-19	-	84-73	107
F 23	A	H.P	Bt.	Manipur (Ab)	3-0	25-00	25-00	25-00			75-00	
F 24	A	Chhattisgarh	Bt	Chandigarh (Ab)	3-0	25-00	25-00	25-00			75-00	
F 34	A	W.B	Bt.	Manipur (Ab)	3-0	25-00	25-00	25-00			75-00	
F - 35	A	Odisha	Bt.	Chandigarh (Ab)	3-0	25-00	25-00	25-00			75-00	
F 36	A	Chhattisgarh	Bt.	H. P	3-1	25-22	18-25	25-22	18	-	93-87	115
F - 46	A	W.B	Bt	Chandigarh (Ab)	3-0	25-00	25-00	25-00			75-00	
F - 47	A	Chhattisgarh	Bt	Manipur (Ab)	3-0	25-00	25-00	25-00			75-00	
F 48	A	Odisha	Bt.	H. P	3-0	25-14	25-11	25-14	-	-	75-39	65
F 58	A	W. B	Bt.	Chhattisgarh	3-0	25-16	25-07	25-14	-	-	75-37	65
F 59	A	H.P		Chandigarh (Ab)	3-0	25-00	25-00	25-00			75-00	
F 60	A	Odisha		Manipur (Ab)	3-0	25-00	25-00	25-00			75-00	

**TEAMS RANKING - POOL A**

RANK	TEAM	MATCHES			RESULTS DETAILS							SETS			POINTS		
		P	W	L	3-0	3-1	3-2	2-3	1-3	0-3	Points	W	L	Ratio	W	L	Ratio
1Q	<b>ODISHA</b>	3	3	0	2	1	0	0	0	0	9	9	1	<b>MAX</b>	234	161	<b>1.453</b>
2Q	<b>WEST BENGAL</b>	3	2	1	2	0	0	0	1	0	6	7	3	<b>2.333</b>	223	163	<b>1.368</b>
3	<b>CHHATTISHGARH</b>	3	1	2	0	1	0	0	0	2	3	3	6	<b>0.500</b>	179	237	<b>0.796</b>
4	<b>HIMACHAL PRADESH</b>	3	0	3	0	0	0	0	1	2	0	1	9	<b>MIN</b>	168	243	<b>0.691</b>
5	<b>CHANDIGARH</b>	<b>AB</b>															
6	<b>MANIPUR</b>	<b>AB</b>															

**Q=QUALIFIED FOR QUARTER FINALS**



**VOLLEYBALL FEDERATION OF INDIA**  
**26th YOUTH NATIONAL VOLLEYBALL CHAMPIONSHIPS. For Men & Women**  
**KIIT UNIVERSITY, Bhubaneshwar, Odisha.**  
15th - 20th March, 2026.



**POOL - B (WOMEN)**

M #	GROUP	TEAMS			SET	RESULT PER SET (POINTS)					TOTAL POINTS	TIME
						1	2	3	4	5		
F 07	B	Rajasthan	Bt	Bihar	3-0	25-15	25-16	25-19	-	-	75-50	70
F 08	B	Haryana	Bt	Pondicherry	3-0	25-09	25-17	25-13	-	-	75-39	65
F 09	B	Delhi	Bt	Maharashtra	3-0	25-19	25-12	25-19	-	-	75-51	70
F 19	B	Rajasthan	Bt	Puducherry	3-0	25-17	25-17	25-21	-	-	75-53	83
F 20	B	Maharashtra	Bt	Bihar	3-1	20-25	25-21	25-18	25-15	-	79	153
F 21	B	Haryana	Bt	Delhi	3-0	25-18	25-17	25-22	-	-	57	125
F 31	B	Rajasthan	Bt	Maharashtra	3-0	25-18	25-13	25-17	-	-	75-48	76
F 32	B	Delhi	Bt	Pondicherry	3-2	24-26	25-15	20-25	25-06	15-10	109-82	125
F 33	B	Haryana	Bt	Bihar	3-0	25-19	25-06	25-14	-	-	75-39	71
F 43	B	Delhi	Bt	Rajasthan	3-1	25-18	18-25	25-16	25-15	-	74	103
F 44	B	Haryana	Bt	Maharashtra	3-0	25-09	25-15	25-22	-	-	75-46	70
F 45	B	Pondicherry	Bt	Bihar	3-0	25-15	25-17	25-15	-	-	75-47	73
F 55	B	Rajasthan	Bt	Haryana	3-0	25-22	25-11	25-19	-	-	75-52	90
F 56	B	Delhi	Bt	Bihar	3-0	22	25-19	25-12	-	-	75-53	85
F 57	B	Pondicherry	Bt	Maharashtra	3-0	25-14	25-11	25-19	-	-	75-44	70

**TEAMS RANKING - POOL B**

RANK	TEAM	MATCHES			RESULTS DETAILS						SETS			POINTS			
		P	W	L	3-0	3-1	3-2	2-3	1-3	0-3	Points	W	L	Ratio	W	L	Ratio
<b>1Q</b>	<b>HARYANA</b>	5	5	0	5	0	0	0	0	0	<b>15</b>	15	0	<b>MAX</b>	375	233	<b>1.609</b>
<b>2Q</b>	<b>DELHI</b>	5	4	1	2	1	1	0	0	1	<b>11</b>	12	6	<b>2.000</b>	409	335	<b>1.220</b>
3	RAJASTHAN	5	3	2	3	0	0	0	1	1	9	10	6	1.167	351	319	1.100
4	PONDICHERRY	5	2	3	2	0	0	1	0	2	7	8	9	0.889	324	350	0.926
5	MAHARASHTRA	5	1	4	0	1	0	0	0	4	3	3	13	0.231	284	379	0.749
6	BIHAR	5	0	5	0	0	0	0	0	5	0	0	15	MIN	268	395	0.678

**Q=QUALIFIED FOR QUARTER FINALS**



**VOLLEYBALL FEDERATION OF INDIA**  
**26th YOUTH NATIONAL VOLLEYBALL CHAMPIONSHIPS. For Men & Women**  
**KIIT UNIVERSITY, Bhubaneshwar, Odisha.**  
**15th - 20th March, 2026.**



**POOL - C (WOMEN)**

M #	GROUP	TEAMS			SET	RESULT PER SET (POINTS)					TOTAL POINTS	TIME
						1	2	3	4	5		
F 04	C	Gujrat	Bt	Assam	3-0	25-06	25-13	25-04	-	-	75-23	60
F 05	C	Punjab	Bt	A. P	3-0	25-05	25-19	25-17	-	-	75-41	60
F 06	C	Kerala	Bt	Goa	3-0	25-0	25-0	25-1	-	-	75-01	40
F 16	C	SAI	Bt	Punjab	3-0	25-17	25-14	25-14	-	-	75-45	73
F 17	C	Kerala	Bt	Gujarat	3-1	25-20	25-22	22-25	25-22	--	97-89	115
F 18	C	A. P	Bt	Goa	3-0	25-08	25-08	25-17	-	-	75-33	43
F 28	C	Kerala	Bt	Assam	3-0	25-13	25-11	25-09	-	-	75-33	60
F 29	C	SAI	Bt	Goa	3-0	25-06	25-04	25-12	-	-	22	50
F 30	C	Gujrat	Bt	A. P	3-0	25-10	25-14	25-06	-	-	30	60
F 40	C	Punjab	Bt	Goa	3-0	25-07	25-10	25-09	-	-	75-26	45
F 41	C	Assam	Bt	A. P	3-0	25-12	25-22	25-15	-	-	75-49	64
F 42	C	Gujrat	Bt.	SAI	3-0	25-12	25-19	25-14	-	-	75-45	85
F 52	C	Kerala	Bt.	A.P	3-0	25-07	25-11	25-17	-	-	75-35	55
F 53	C	Gujarat	Bt.	Punjab	3-0	25-11	25-15	25-05	-	-	75-31	55
F 54	C	SAI	Bt.	Assam	3-0	25-11	25-17	25-14	-	-	75-42	71
F 64	C	Gujarat	Bt.	Goa	3-0	25-3	25-08	25-8	-	-	75-19	53
F 65	C	Kerala	Bt.	SAI	3-0	25-15	25-18	25-19	-	-	52	63
F 66	C	Punjab	Bt.	Assam	3-0	25-22	25-22	25-17	-	-	75-61	85
F 70	C	SAI	Bt.	A.P	3-0	25-19	25-03	25-21	-	-	75-43	65
F 71	C	Assam	Bt.	Goa	3-0	25-05	25-09	25-08	-	-	75-22	50
F 72	C	Kerala	Bt	Punjab	3-0	25-12	25-10	25-09	-	-	75-31	60

**TEAMS RANKING - POOL C**

RANK	TEAM	MATCHES			RESULTS DETAILS						SETS			POINTS			
		P	W	L	3-0	3-1	3-2	2-3	1-3	0-3	Points	W	L	Ratio	W	L	Ratio
<b>1Q</b>	<b>KERALA</b>	6	6	0	5	1	0	0	0	0	<b>18</b>	18	1	<b>MAX</b>	472	241	<b>1.958</b>
<b>2Q</b>	<b>GUJARAT</b>	6	5	1	5	0	0	0	1	0	<b>15</b>	16	3	<b>5.333</b>	464	245	<b>1.894</b>
3	S.A.I	6	4	2	4	0	0	0	0	0	12	12	6	<b>2.000</b>	397	302	<b>1.314</b>
4	PUNJAB	6	3	3	3	0	0	0	0	3	9	9	9	<b>1.000</b>	332	353	<b>0.940</b>
5	ASSAM	6	2	4	2	0	0	0	0	2	6	6	12	<b>0.500</b>	309	371	<b>0.833</b>
6	ANDHRA PRADESH	6	1	5	1	0	0	0	0	5	3	3	15	<b>0.200</b>	273	408	<b>0.669</b>
7	GOA	6	0	6	0	0	0	0	0	6	0	0	18	<b>MIN</b>	123	450	<b>0.273</b>

**PO = QUALIFIED FOR PLAY OFF MATCHES**



**VOLLEYBALL FEDERATION OF INDIA**  
**26th YOUTH NATIONAL VOLLEYBALL CHAMPIONSHIPS. For Men & Women**  
**KIIT UNIVERSITY, Bhubaneswar, Odisha.**  
**15th - 20th March, 2026.**



**POOL - D (WOMEN)**

M #	GROUP	TEAMS			SET	RESULT PER SET (POINTS)					TOTAL POINTS	TIME
						1	2	3	4	5		
F 01	D	Tamil Nadu	Bt	U. P	3-0	25-10	25-08	25-14	-	-	75-32	68
F 02	D	M.P	Bt	Uttarakhand	3-1	24-26	25-22	25-14	25-15	-	99-77	98
F 03	D	Karnataka	Bt	Jharkhand	3-0	25-15	25-10	25-13	-	-	75-38	60
F 13	D	Telangana	Bt	Uttarakhand	3-0	25-19	25-15	25-16	-	-	75-50	72
F 14	D	Tamil Nadu	Bt	Karnataka	3-0	25-14	25-16	25-19	-	-	75-49	72
F 15	D	M. P	Bt	Jharkhand	3-0	25-17	25-11	25-16	-	-	75-44	60
F 25	D	Karnataka	Bt	Utter Pradesh	3-0	25-20	25-14	25-23	-	-	75-57	85
F 26	D	Telangana	Bt	Jharkhand	3-0	25-10	25-16	25-09	-	-	75-35	55
F 27	D	Tamil Nadu	Bt.	M.P	3-0	25-12	25-09	25-14	-	-	75-35	60
F 37	D	Uttarakhand	Bt.	Jharkhand	3-0	25-14	25-17	25-12	-	-	75-43	59
F 38	D	U. P	Bt	M.P	3-2	24-26	20-25	25-17	25-16	15-12	109-96	130
F 39	D	Tamil Nadu	Bt.	Telangana	3-0	25-15	25-21	09	-	-	45	65
F 49	D	Karnataka	Bt.	M.P	3-1	21-25	25-08	25-17	25-16	-	96-66	88
F 50	D	Tamil Nadu	Bt.	Uttarakhand	3-0	25-06	25-11	25-11	-	-	75-28	57
F 51	D	Telangana	Bt.	Utter Pradesh	3-1	28-26	25-15	23-15	25-19	-	101-85	119
F 61	D	T. N	Bt.	Jharkhand	3-0	25-08	25-03	25-05	-	-	75-16	41
F 62	D	Telangana	Bt.	Karnataka	3-0	25-15	07-25	25-19	25-21	-	82-80	103
F 63	D	U. P	Bt.	Uttarakhand	3-1	25-20	23-25	25-14	25-19	-	95-81	113
F 67	D	Telangana	Bt.	M.P	3-0	25-19	25-16	227	-	-	79-62	91
F 68	D	U. P	Bt.	Jharkhand	3-0	25-11	25-09	25-16	-	-	36	65
F 69	D	Karnataka	Bt	Uttarakhand	3-0	25-19	25-19	25-13	-	-	75-45	75

**TEAMS RANKING - POOL D**

RANK	TEAM	MATCHES			RESULTS DETAILS							SETS			POINTS		
		P	W	L	3-0	3-1	3-2	2-3	1-3	0-3	Points	W	L	Ratio	W	L	Ratio
<b>1Q</b>	<b>TAMILNADU</b>	6	6	0	6	0	0	0	0	0	<b>18</b>	18	0	<b>MAX</b>	450	205	<b>1.977</b>
<b>2Q</b>	<b>TELANGANA</b>	6	5	1	3	2	0	0	0	1	<b>15</b>	15	5	<b>3.000</b>	457	387	<b>1.181</b>
3	KARNATAKA	6	4	2	3	1	0	0	1	1	6	13	7	<b>1.857</b>	450	363	<b>1.240</b>
4	UTTAR PRADESH	6	3	3	1	1	1	0	1	2	8	9	9	<b>1.000</b>	453	464	<b>0.976</b>
5	MADHYA PRADESH	6	2	4	1	1	0	1	1	2	6	8	13	<b>0.615</b>	433	480	<b>0.902</b>
6	UTTRAKHAND	6	1	5	0	1	0	0	1	4	3	4	16	<b>0.250</b>	356	462	<b>0.770</b>
7	JHARKHAND	6	0	6	0	0	0	0	0	6	0	0	18	<b>MIN</b>	212	450	<b>0.471</b>

**PO = QUALIFIED FOR PLAY OFF MATCHES**



# VOLLEYBALL FEDERATION OF INDIA

26th YOUTH NATIONAL VOLLEYBALL CHAMPIONSHIPS. For Men & Women  
KIIT UNIVERSITY, Bhubaneswar, Odisha.  
15th - 20th March, 2026.



## KNOCK OUT (ELIMINATION) MATCHES - RESULTS - WOMEN

### QUARTER FINALS

M #	DATE	TEAMS			SET	RESULT PER SET (POINTS)					TOTAL POINTS	TIME
						1	2	3	4	5		
F 73	19.03.26	Odisha	Bt.	Delhi	3-1	26-24	25-17	22-25	25-11	-	98-77	125
F 74	19.03.26	Tamil Nadu	Bt.	Gujarat	3-1	15-25	25-23	25-22	25-19	-	90-89	115
F 75	19.03.26	Haryana	Bt.	Telangana	3-0	25-13	25-19	25-22	-	-	54	75
F 76	19.03.26	Kerala	Bt.	West Bengal	3-0	25-12	25-16	25-17	-	-	45	75

### SEMI FINALS

M #	DATE	TEAMS			SET	RESULT PER SET (POINTS)					TOTAL POINTS	TIME
						1	2	3	4	5		
F 77	19.03.26	Tamil Nadu	Bt.	Odisha	3-2	20-25	25-18	23-25	29-27	15-08	112-103	145
F 78	19.03.26	Kerala	Bt.	Haryana	3-1	21-25	25-17	25-21	25-16	-	96-79	99

### BRONZE MEDAL MATCH

M #	DATE	TEAMS			SET	RESULT PER SET (POINTS)					TOTAL POINTS	TIME
						1	2	3	4	5		
F-79	H/L	Haryana	Bt.	Odisha	3-2	25-15	17-25	25-23	20-25	15-11	102-99	153

### GOLD MEDAL MATCH

M #	DATE	TEAMS			SET	RESULT PER SET (POINTS)					TOTAL POINTS	TIME
						1	2	3	4	5		
F-80	FINAL	Kerala	Bt.	Tamil Nadu	3-0	25-16	25-19	25-14	-	-	75-49	73

### FINAL STANDINGS (MEN)

<u>POSITION</u>	<u>TEAMS</u>	<u>POSITION</u>	<u>TEAMS</u>
<b>GOLD</b>	<b>KERALA</b>	<b>FIFTH</b>	<b>WEST BENGAL</b>
<b>SILVER</b>	<b>TAMILNADU</b>	<b>SIXTH</b>	<b>GUJARAT</b>
<b>BRONZE</b>	<b>HARYANA</b>	<b>SEVENTH</b>	<b>TELANGANA</b>
<b>FOURTH</b>	<b>ODISHA</b>	<b>EIGHTH</b>	<b>DELHI</b>



# ACTION PHOTOS OF THE DAY





# MEDALIST MEN TEAMS



# MEDALIST WOMEN TEAMS






# Official Balls & Nets


## For this

### Championship




# **SPARTAN**

**RELOAD**  
*your game*



M/s. P. Ram Chand &Co.(Spartan)  
P.O.Box815, BastiNau, Jalandhar-144002  
PUNJAB(INDIA) Tel:0181-5081056,2205774; Fax:0181-2200082  
Email:infor@spartansports.co.in



**website of**  
**VOLLEYBALL FEDERATION OF INDIA**  
**[www.volleyballindia.com](http://www.volleyballindia.com)**

